



## ASSEMBLY GUIDE: G2 SEAT POST TOOL HOLDER

Version 1.0



Installation of the G2 Seat Post Tool Holder



---

## CONTENTS

Overview .....	1
Parts List .....	1
Tool List .....	1
1. Tool Holder Installation .....	2




## OVERVIEW

This assembly guide details installation of the G2 Tool Holder. If you have any questions, or require any further assistance, please contact [techsupport@gocycle.com](mailto:techsupport@gocycle.com).

## PARTS LIST

To successfully complete the procedure you will require the following parts:



	Part Code	Part Description	Quantity
A	2375	4mm Allen Key	1
B	2381	Tool Holder	1
C	2382	M6x40 SH SS A4 (M6 Bolt)	1
D	2383	M6 NY SS (M6 Nylock Nut)	1

## TOOL LIST

To successfully complete the installation of the Gocycle Tool holder, you will require the following tools. *You can purchase special KKL tools by their tool number detailed below.*

Part Code	Tool Description
1247	5mm Allen Key



## 1. TOOL HOLDER INSTALLATION




1.1. Locate the rear saddle securing bolt (circled) and unscrew using a 5mm Allen key.



1.2. Remove the existing saddle securing bolt.

*Note: Take care when removing the bolt. Ensure that the saddle and seat post remain at the correct angle.*




1.3. Locate the new M6 bolt (C) included in the kit and install this in place of the removed bolt.



1.4. Use the 5mm Allen key to tighten the bolt (C).

*Note: Ensure that the saddle position remains correct.*



1.5. Install the M6 Nylock nut (D) into the tool holder (B) as shown.



1.6. Thread the tool holder (B) with Nylock nut installed (D) onto the end of the bolt and tighten by hand, as shown.



1.7. Ensure the tool holder is fully tightened and facing towards the rear of the saddle, as shown.

Insert the 4mm Allen key (A) supplied with the kit.



Tool Holder installation is complete.

---

**IMPORTANT NOTE: THE ABOVE ASSEMBLY STEPS MUST BE CARRIED OUT IN ORDER. FAILING TO DO SO MAY RESULT IN DAMAGE TO THE GOCYCLE.**

---

If you have any further queries or comments, please contact Gocycle Technical Support:

[techsupport@gocycle.com](mailto:techsupport@gocycle.com)